



# Katalog

Piece konwekcyjno-parowe • Piece piekarnicze  
Piece odpiekowe • Akcesoria do pieców





[www.fmindustrial.es](http://www.fmindustrial.es)

**HOSTELRY - PROFESSIONAL BAKERY**

*2022*



*follow us on:*







# INDEX



<b>ST</b> <i>Gastro</i> .....	Pages	11 - 26
<b>ST</b> <i>Bakery</i> .....	Pages	27 - 42
<b>ST</b> <i>Fast</i> .....	Pages	43 - 50
<b>ST</b> <i>Grill</i> .....	Pages	51 - 58
<b>RX</b> .....	Pages	59 - 70
<b>ST</b> <i>Pizza</i> .....	Pages	71 - 76
<b>PROVERS</b> .....	Pages	77 - 82
<b>REGENERATORS</b> .....	Pages	83 - 88
<b>GRILLS</b> .....	Pages	89 - 92
<b>TOASTERS</b> .....	Pages	93 - 96
<b>COMBINATIONS</b> .....	Pages	97 - 102
<b>ACCESSORIES</b> .....	Pages	103 - 113





- Manual control panel system.
- User friendly.
- Rotation inverter.
- End of cycle alarm.
- Door switch.
- Safety Thermostat.
- Interior LED light.
- ¾" Water connection.
- Easy to clean folding glass.
- 0 to 100 % humidity regulation.
- 0 - 120 minute timer and non-stop mode.
- Chimney manual control.
- Electric or gas (premix burner).
- Available with Gastronorm GN and 600x400 Pastry-Bakery trays.



- Digital display in control panel system.
- User friendly touch screen.
- Rotation inverter.
- End of cycle alarm.
- Door switch.
- Safety Thermostat.
- Interior LED light.
- ¾" Water connection.
- Easy to clean folding glass.
- Clima Control - % Humidity regulation
- % Step Speed control
- Steam Control - Programmable chimney
- 3 Cooking modes: dry heat, vapour and mixed.
- Core Probe, Vacuum Probe and Multipoint Probe.
- Cooking control using time, Core Probe or Delta T.
- 99 Cooking programs with 6 cooking stages each one.
- Multicook / All on Time.
- Regeneration / Maintain food temperature.
- User-configurable cooking book with pictures.
- Electric or gas (premix burner)
- Available with Gastronorm GN and 600x400 Pastry-Bakery trays.

# FEATURES-EQUIPMENT

---



## PREMIX GAS BURNERS

This new combustion control system, equipped in all our gas ovens, allows an increase in efficiency, decreases fuel consumption, a more homogeneous heat distribution and, at the same time, simplifies maintenance interventions.

## HACCP

### HACCP

Available needed data log to meet HACCP requirements.



## RECIPE BOOK

Our digital models include a customizable user's recipe book with 48 programs and up to six cooking phases on each one. Some models include a recipe book with pictures and recipes preset as standard. This recipe book can be edited and personalised for each customer.



## COOKING PHASES

Setting cooking stage by stage makes possible to configure temperature and humidity in the same cooking cycle. This feature makes possible to cook the food and sear or gratin at the end of the process.



## PLANNING

With the planning we will be able to program the automatic ignition of the oven and elaborate a recipe preset previously optimizing working times and without the need to be present to start the cooking process.



## CLIMA CONTROL

With the CLIMA CONTROL system we will control the perfect climate inside the cooking chamber to achieve the desired finish of the food and without the need to select cooking modes previously, resulting in simple and uncomplicated processes in the elaboration of recipes. Just choose time, temperature and humidity and the system will do the rest.



# FEATURES-EQUIPMENT



## SELF-CLEANING

Automatic washing system of the oven through specific detergent and rinse aid. Thereby, your oven will always be as good as new.



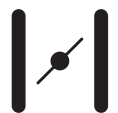
## FAN Control-Adjustable Speed

Thanks to the fan speed regulation feature (up to 10 speeds), any kind of recipe can be prepared, even the delicate ones. In addition, the rotation inverter provides uniform cooking results.



## STEAM CONTROL

Steam control system allows a programmed flow of fumes out of the cooking chamber, managing to keep or reduce humidity inside it. As a result, homogeneously seared, perfect roasted or gratinated dishes are possible.



## MULTICOOK

This system allows us to cook different foods with different cooking times by notifying us as the trays are ready to be removed.



## ALL ON TIME

This system allows us to cook different foods with different cooking times, but finishing all at the same time. To do so, the oven tells us when to insert each tray. The result is the completion of all foods at the same time.



## CORE PROBE, MULTIPOINT PROBE AND VACUUM PROBE

Obtain the desired cooking thanks to the precise read and control of temperature in 3 different points of the product, no matter the size of it. A special Core Probe, with a diameter of just 1.5 mm, allows controlling temperature inside the food without interfering the vacuum process.



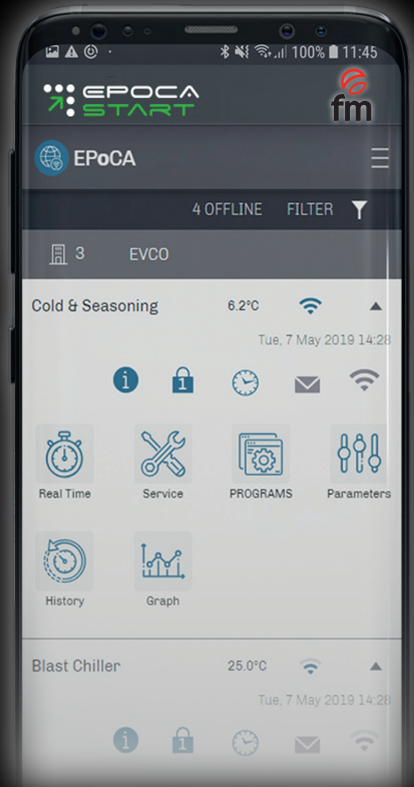
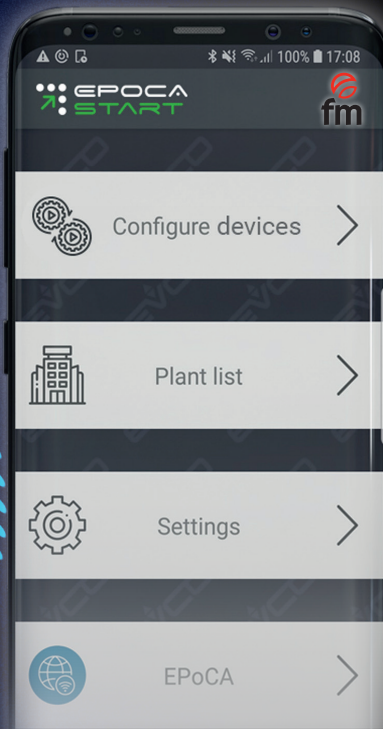


## CONNECTIVITY 4.0

*Control, create or modify  
your recipe everywhere at any time.*











[www.fmindustrial.es](http://www.fmindustrial.es)

# ST series

*Gastro*



**ST** *Gastro*










## STG 51 M

Reference	710777
Internal dimensions	(W)620 x (D)405 x (H)410 mm
External dimensions	(W)790 x (D)795 x (H)688 mm
Electric power	7.650W
Maximum temperature	250°
Weight	77 Kg.
Voltage	400 V - 50/60 Hz
Connection	Three phase 3F + N + T
5 Trays capacity	GN 1/1
Distance between trays	67 mm.


Transverse tray position



## STG 51 V7

Reference	710778
Internal dimensions	(W)620 x (D)405 x (H)410 mm
External dimensions	(W)790 x (D)795 x (H)688 mm
Electric power	7,750 W
Maximum temperature	270°
Weight	86 Kg
Voltage	400 V - 50/60 Hz
Connection	Three phase 3F + N + T
Automatic washing	standard
Multipoint probe	standard
Change door opening	
Wifi connection Ref. 710789	
5 Trays capacity	GN 1/1
Distance between trays	67 mm.

Transverse tray position






## STG 71 M

Reference	710557
Internal dimensions	(W)620 x (D)405 x (H)545 mm
External dimensions	(W)790 x (D)790 x (H)825 mm
Electric power	10.200 W
Maximum temperature	250°
Weight	89 Kg.
Voltage	400 V - 3L + N 50/60 Hz
Connection	Three phase 3F + N + T
7 Trays capacity	GN 1/1
Distance between trays	67 mm.


Transverse tray position



## STG 71 V7

Reference	710558
Internal dimensions	(W)620 x (D)405 x (H)545 mm
External dimensions	(W)790 x (D)790 x (H)825 mm
Electric power	10.200 W
Maximum temperature	270°
Weight	94 Kg.
Voltage	400 V - 3L + N 50/60 Hz
Connection	Three phase 3F + N + T
Automatic washing	standard
Multipoint probe	standard
Change door opening	
Wifi connection Ref. 710789	
7 Trays capacity	GN 1/1
Distance between trays	67 mm.

Transverse tray position



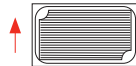


## STG 71 M GAS

Reference	710559
Internal dimensions	(W)620 x (D)405 x (H)545 mm
External dimensions	(W)790 x (D)895 x (H)840 mm
Electric power	650 W
Maximum temperature	250°
Weight	112 Kg.
Voltage	230V - 50/60Hz
Connection	Single phase
Gas power	14 kW - 12040 kcal/h
7 Trays capacity	GN 1/1
Distance between trays	67 mm.

Premix gas burners

Transverse tray position

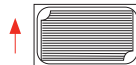


## STG 71 V7 GAS

Reference	710560
Internal dimensions	(W)620 x (D)405 x (H)545 mm
External dimensions	(W)790 x (D)895 x (H)840 mm
Electric power	650 W
Maximum temperature	270°
Weight	119 Kg.
Voltage	230V - 50/60Hz
Connection	Single phase
Gas power	14 kW - 12040 kcal/h
Automatic washing	standard
Multipoint probe	standard
Change door opening	
Wifi connection Ref. 710789	
7 Trays capacity	GN 1/1
Distance between trays	67 mm.

Premix gas burners

Transverse tray position






## STG 111 M

Reference	710561
Internal dimensions	(W)620 x (D)405 x (H)810 mm
External dimensions	(W)790 x (D)790 x (H)1090 mm
Electric power	18.500 W
Maximum temperature	250°
Weight	114 Kg.
Voltage	400 V - 3L + N 50/60 Hz
Connection	Three phase 3F + N + T
11 Trays capacity	GN 1/1
Distance between trays	67 mm.

Transverse tray position



## STG 111 V7

Reference	710562
Internal dimensions	(W)620 x (D)405 x (H)810 mm
External dimensions	(W)790 x (D)790 x (H)1090 mm
Electric power	18.500 W
Maximum temperature	270°
Weight	127 Kg.
Voltage	400 V - 3L + N 50/60 Hz
Connection	Three phase 3F + N + T
Automatic washing	standard
Multipoint probe	standard
Change door opening	
Wifi connection Ref. 710789	
11 Trays capacity	GN 1/1
Distance between trays	67 mm.

Transverse tray position



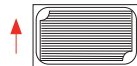


## STG 111 M GAS

Reference	710563
Internal dimensions	(W)620 x (D)405 x (H)810 mm
External dimensions	(W)790 x (D)895 x (H)1110 mm
Electric power	650 W
Maximum temperature	250°
Weight	140 Kg.
Voltage	230V - 50/60Hz
Connection	Single phase
Gas power	20 kW - 17200 kcal/h
11 Trays capacity	GN 1/1
Distance between trays	67 mm.

Premix gas burners

Transverse tray position

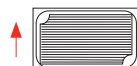


## STG 111 V7 GAS

Reference	710564
Internal dimensions	(W)620 x (D)405 x (H)810 mm
External dimensions	(W)790 x (D)895 x (H)1110 mm
Electric power	650 W
Maximum temperature	270°
Weight	145 Kg.
Voltage	230V - 50/60Hz
Connection	Single phase
Gas power	20 kW - 17200 kcal/h
Automatic washing	standard
Multipoint probe	standard
Change door opening	
Wifi connection Ref. 710789	
11 Trays capacity	GN 1/1
Distance between trays	67 mm.

Premix gas burners

Transverse tray position



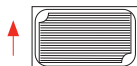




## STG 201 ET

Reference	710565
Internal dimensions	(W)700 x (D)500 x (H)1480 mm
External dimensions	(W)880 x (D)915 x (H)1865 mm
Electric power	26.250 W
Maximum temperature	250°
Weight	252 Kg.
Voltage	400 V - 3L + N 50/60 Hz
Connection	Three phase 3F + N + T
Trolley	standard
20 Trays capacity	GN 1/1
Distance between trays	67 mm.

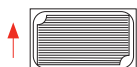
Transverse tray position



## STG 201 V7 T

Reference	710566
Internal dimensions	(W)700 x (D)500 x (H)1480 mm
External dimensions	(W)880 x (D)915 x (H)1865 mm
Electric power	26.250 W
Maximum temperature	270°
Weight	260 Kg.
Voltage	400 V - 3L + N 50/60 Hz
Connection	Three phase 3F + N + T
Automatic washing	standard
Multipoint probe	standard
Trolley	standard
Change door opening	
Wifi connection Ref. 710789	
20 Trays capacity	GN 1/1
Distance between trays	67 mm.

Transverse tray position






## STG 201 V7 T GAS

Reference	710567
Internal dimensions	(W)700 x (D)500 x (H)1480 mm
External dimensions	(W)880 x (D)1025 x (H)1865 mm
Electric power	1.300 W
Maximum temperature	270°
Weight	300 Kg.
Voltage	230V - 50/60Hz
Connection	Single phase
Gas Power	40 kW - 34400 kcal/h
Automatic washing	standard
Multipoint probe	standard
Trolley	standard
Change door opening	
Wifi connection Ref. 710789	
20 Trays capacity	GN 1/1
Distance between trays	67 mm.
Premix gas burners	

Transverse tray position

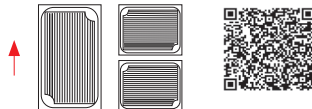




## STG 72 V7

Reference	710568
Internal dimensions	(W)620 x (D)730 x (H)545 mm
External dimensions	(W)790 x (D)1220 x (H)825 mm
Electric power	14.200 W
Maximum temperature	270°
Weight	136 Kg.
Voltage	400 V - 3L + N 50/60 Hz
Connection	Three phase 3F + N + T
Automatic washing	standard
Multipoint probe	standard
Wifi connection Ref. 710789	
Change door opening	
7 Trays capacity	GN 2/1 / (14) GN 1/1
Distance between trays	67 mm.

Longitudinal tray position GN2/1  
 Transverse tray position GN 1/1

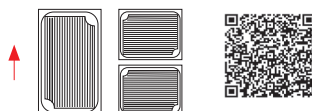


## STG 72 V7 GAS

Reference	710569
Internal dimensions	(W)620 x (D)730 x (H)545 mm
External dimensions	(W)790 x (D)1220 x (H)825 mm
Electric power	200 W
Maximum temperature	270°
Weight	145 Kg.
Voltage	230V - 50/60Hz
Connection	Single phase
Gas power	20 kW - 17200 kcal/h
Automatic washing	standard
Multipoint probe	standard
Change door opening	
Wifi connection Ref. 710789	
7 Trays capacity	GN 2/1 / (14) GN 1/1
Distance between trays	67 mm.

Premix gas burners

Longitudinal tray position GN2/1  
 Transverse tray position GN 1/1



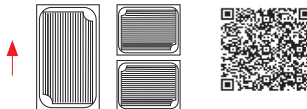




## STG 112 V7

Reference	710570
Internal dimensions	(W)620 x (D)730 x (H)810 mm
External dimensions	(W)790 x (D)1220 x (H)1090 mm
Electric power	28.500 W
Maximum temperature	270°
Weight	178 Kg.
Voltage	400 V - 3L + N 50/60 Hz
Connection	Three phase 3F + N + T
Automatic washing	standard
Multipoint probe	standard
Change door opening	
Wifi connection Ref. 710789	
11 Trays capacity	GN 2/1 / (22) GN 1/1
Distance between trays	67 mm.

Longitudinal tray position GN2/1  
 Transverse tray position GN 1/1

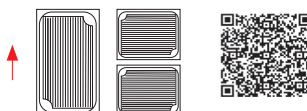


## STG 112 V7 GAS

Reference	710571
Internal dimensions	(W)620 x (D)730 x (H)810 mm
External dimensions	(W)790 x (D)1220 x (H)1110 mm
Electric power	650 W
Maximum temperature	270°
Weight	182 Kg.
Voltage	230V - 50/60Hz
Connection	Single phase
Gas power	28 kW - 24080 kcal/h
Automatic washing	standard
Multipoint probe	standard
Change door opening	
Wifi connection Ref. 710789	
11 Trays capacity	GN 2/1 / (22) GN 1/1
Distance between trays	67 mm.

Premix gas burners

Longitudinal tray position GN2/1  
 Transverse tray position GN 1/1





## STG 202 V7 T

Reference	710572
Internal dimensions	(W)700 x (D)740 x (H)1480 mm
External dimensions	(W)880 x (D)1180 x (H)1865 mm
Electric power	46.250 W
Maximum temperature	270°
Weight	270 kg.
Voltage	400 V - 3L + N 50/60 Hz
Connection	Three phase 3F + N + T
Automatic washing	standard
Multipoint probe	standard
Trolley	standard
Change door opening	
Wifi connection Ref. 710789	
20 Trays capacity	GN 2/1 / (40) GN 1/1
Distance between trays	67 mm.

Longitudinal tray position GN2/1  
 Transverse tray position GN 1/1



## STG 202 V7 T GAS

Reference	710573
Internal dimensions	(W)700 x (D)740 x (H)1480 mm
External dimensions	(W)880 x (D)1260 x (H)1865 mm
Electric power	1.300 W
Maximum temperature	270°
Weight	358 Kg.
Voltage	230V - 50/60Hz
Connection	Single phase
Gas Power	56 kW- 48150 kcal/h
Automatic washing	standard
Multipoint probe	standard
Trolley	standard
Change door opening	
Wifi connection Ref. 710789	
20 Trays capacity	GN 2/1 / (40) GN 1/1
Distance between trays	67 mm.

Premix gas burners

Longitudinal tray position GN2/1  
 Transverse tray position GN 1/1











[www.fmindustrial.es](http://www.fmindustrial.es)





# ACCESSORIES



<u>STANDS</u>	<u>MODEL REFERENCE</u>	<u>DIMENSIONS</u>	<u>COMPATIBLE MODELS</u>	<u>PRICE</u>
	<b>STG 300</b> Ref. 710574 N° Guides - 0	(W)715 x (D)640 x (H)300 mm	51 M / 71 M / 111 M 71 M GAS / 111 M GAS 51 V7 / 71 V7 / 111 V7 71 V7 GAS / 111 V7 GAS	
	<b>STG 650</b> Ref. 710575 N° Guides - 6	(W)715 x (D)640 x (H)650 mm	51 M / 71 M / 111 M 71 M GAS / 111 M GAS 51 V7 / 71 V7 / 111 V7 71 V7 GAS / 111 V7 GAS	
	<b>STG 850</b> Ref. 710576 N° Guides - 8	(W)715 x (D)640 x (H)850 mm	51 M / 71 M / 111 M 71 M GAS / 111 M GAS 51 V7 / 71 V7 / 111 V7 71 V7 GAS / 111 V7 GAS	
	<b>STG 300 2/1</b> Ref. 710577 N° Guides - 0	(AW)715 x (D)1040 x (H)300 mm	72 V7 / 112 V7 72 V7 GAS / 112 V7 GAS	
	<b>STG 650 2/1</b> Ref. 710578 N° Guides - 6	(W)715 x (D)1040 x (H)650 mm	72 V7 / 112 V7 72 V7 GAS / 112 V7 GAS	
	<b>STG 850 2/1</b> Ref. 710579 N° Guides - 8	(W)715 x (D)1040 x (H)850 mm	72 V7 / 112 V7 72 V7 GAS / 112 V7 GAS	
	Ref. 710286		Wheeled option	

# ACCESSORIES



## HOODS

### MODEL REFERENCE

### DIMENSIONS

### COMPATIBLE MODELS

### PRICE

**STG**  
Ref. 710581

(W)790 x (D)840 x (H)230 mm

51 M / 71 M / 111 M  
51 V7 / 71 V7 / 111 V7

**STG DUO**  
Ref. 710704

(W)790 x (D)840 x (H)230 mm

51 M / 71 M / 111 M  
51 V7 / 71 V7 / 111 V7

**STG 201**  
Ref. 710582

(W)880 x (D)1020 x (H)300 mm

201 ET / 201 V7 T

**STG 2/1**  
Ref. 710583

(W)790 x (D)1270 x (H)300 mm

72 V7 / 112 V7

**STG 202**  
Ref. 710627

(W)880 x (D)1285 x (H)300 mm

202 V7 T

Fumes outlet connection  $\varnothing$  120 mm.



Includes:

- Extraction motor
- Fumes condenser

## FUMES CONDENSER KIT

### MODEL REFERENCE

### DIMENSIONS

### COMPATIBLE MODELS

### PRICE

**STG**  
Ref. 710584

(W)790 x (D)335 x (H)230 mm

51 M / 71 M / 111 M  
51 V7 / 71 V7 / 111 V7  
201 ET / 201 V7 T

**STG DUO**  
Ref. 710716


(W)790 x (D)335 x (H)230 mm

51 M / 71 M / 111 M  
51 V7 / 71 V7 / 111 V7

**STG 2/1**  
Ref. 710585

(W)790 x (D)490 x (H)230 mm

72 V7 / 112 V7



## SUPERPOSITION KIT

### MODEL REFERENCE

### DIMENSIONS

### COMPATIBLE MODELS

### PRICE

**STG**  
Ref. 710586


(W)790 x (D)770 x (H)100 mm


51 M / 71 M / 111 M  
51 V7 / 71 V7 / 72 V7 / 111 V7

**STG  
ELECTRIC/GAS**  
Ref. 710699

(W)790 x (D)875 x (H)100 mm

71 M GAS / 111 M GAS  
71 V7 GAS / 72 V7 GAS  
111 V7 GAS





# ST series

*Bakery*





**ST** *Bakery*






## STB 604 M

Reference	710489
Internal dimensions	(W)710 x (D)500 x (H)390 mm
External dimensions	(W)880 x (D)905 x (H)680 mm
Electric power	7.500 W
Maximum temperature	250°
Weight	93 Kg.
Voltage	400 V - 3L + N 50/60 Hz
Connection	Three phase 3F + N + T
4 Trays capacity	600x400 / GN 1/1
Distance between trays	80 mm.

Transverse tray position



## STB 604 V7

Reference	710490
Internal dimensions	(W)710 x (D)500 x (H)390 mm
External dimensions	(W)880 x (D)905 x (H)680 mm
Electric power	7.500 W
Maximum temperature	270°
Weight	103 Kg.
Voltage	400 V - 3L + N 50/60 Hz
Connection	Three phase 3F + N + T
Automatic washing	optional
Removable core probe	optional
Change door opening	
Wifi connection Ref. 710789	
4 Trays capacity	600 x 400 / GN 1/1
Distance between trays	80 mm.

Transverse tray position








## STB 606 M

Reference	710491
Internal dimensions	(W)710 x (D)500 x (H)550 mm
External dimensions	(W)880 x (D)905 x (H)835 mm
Electric power	10.500 W
Maximum temperature	250°
Weight	105 Kg.
Voltage	400 V - 3L + N 50/60 Hz
Connection	Three phase 3F + N + T
6 Trays capacity	600x400 / GN 1/1
Distance between trays	80 mm.

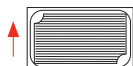
Transverse tray position



## STB 606 V7

Reference	710492
Internal dimensions	(W)710 x (D)500 x (H)550 mm
External dimensions	(W)880 x (D)955 x (H)835 mm
Electric power	10.650 W
Maximum temperature	270°
Weight	116 Kg.
Voltage	400 V - 3L + N 50/60 Hz
Connection	Three phase 3F + N + T
Automatic washing	optional
Removable core probe	optional
Change door opening	
Wifi connection Ref. 710789	
6 Trays capacity	600 x 400 / GN 1/1
Distance between trays	80 mm.

Transverse tray position



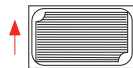


## STB 606 M GAS

Reference	710493
Internal dimensions	(W)710 x (D)500 x (H)550 mm
External dimensions	(W)880 x (D)985 x (H)850 mm
Electric power	650 W
Maximum temperature	250°
Weight	128 Kg.
Voltage	230V - 50/60Hz
Connection	Single phase
Gas Power	14 kW - 12040 kcal/h
6 Trays capacity	600x400 / GN 1/1
Distance between trays	80 mm.

Premix gas burners

Transverse tray position

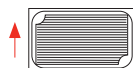


## STB 606 V7 GAS

Reference	710494
Internal dimensions	(W)710 x (D)500 x (H)550 mm
External dimensions	(W)880 x (D)995 x (H)850 mm
Electric power	650 W
Maximum temperature	270°
Weight	132 Kg.
Voltage	230V - 50/60Hz
Connection	Single phase
Gas power	14 kW - 12040 kcal/h
Automatic washing	optional
Removable core probe	optional
Change door opening	
Wifi connection Ref. 710789	
6 Trays capacity	600x400 / GN 1/1
Distance between trays	80 mm.

Premix gas burners

Transverse tray position





## STB 610 M

Reference	710495
Internal dimensions	(W)710 x (D)500 x (H)875 mm
External dimensions	(W)880 x (D)905 x (H)1155 mm
Electric power	15.600 W
Maximum temperature	250°
Weight	139 Kg.
Voltage	400 V - 3L + N 50/60 Hz
Connection	Three phase 3F + N + T
10 Trays capacity	600x400 / GN 1/1
Distance between trays	80 mm.

Transverse tray position



## STB 610 V7

Reference	710496
Internal dimensions	(W)710 x (D)500 x (H)875 mm
External dimensions	(W)880 x (D)955 x (H)1155 mm
Electric power	15.600 W
Maximum temperature	270°
Weight	160 Kg.
Voltage	400 V - 3L + N 50/60 Hz
Connection	Three phase 3F + N + T
Automatic washing	optional
Removable core probe	optional
Change door opening	
Wifi connection Ref. 710789	
10 Trays capacity	600 x 400 / GN 1/1
Distance between trays	80 mm.

Transverse tray position





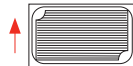


## STB 610 M GAS

Reference	710497
Internal dimensions	(W)710 x (D)500 x (H)875 mm
External dimensions	(W)880 x (D)985 x (H)1170 mm
Electric power	650 W
Maximum temperature	250°
Weight	162 Kg.
Voltage	230V - 50/60Hz
Connection	Single phase
Gas power	20 kW - 17200 kcal/h
10 Trays capacity	600x400 / GN 1/1
Distance between trays	80 mm.

Premix gas burners

Transverse tray position



## STB 610 V7 GAS

Reference	710498
Internal dimensions	(W)710 x (D)500 x (H)875 mm
External dimensions	(W)880 x (D)985 x (H)1170 mm
Electric power	650 W
Maximum temperature	270°
Weight	168 Kg.
Voltage	230 V - 50/60Hz
Connection	Single phase
Gas power	20 kW - 17200 kcal/h
Automatic washing	optional
Removable core probe	optional
Change door opening	
Wifi connection Ref. 710789	
10 Trays capacity	600 x 400 / GN 1/1
Distance between trays	80 mm.

Premix gas burners

Transverse tray position

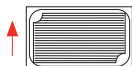




## STB 616 ET

Reference	710499
Internal dimensions	(W)700 x (D)500 x (H)1480 mm
External dimensions	(W)880 x (D)930 x (H)1865 mm
Electric power	26.250 W
Maximum temperature	250°
Weight	252 Kg.
Voltage	400 V - 3L + N 50/60 Hz
Connection	Three phase 3F + N + T
Trolley	Standard
16 Trays capacity	600 x 400
Distance between trays	80 mm.


Transverse tray position



## STB 616 V7 T

Reference	710500
Internal dimensions	(W)700 x (D)500 x (H)1480 mm
External dimensions	(W)880 x (D)930 x (H)1865 mm
Electric power	26.250 W
Maximum temperature	270°
Weight	260 Kg.
Voltage	400 V - 3L + N 50/60 Hz
Connection	Three phase 3F + N + T
Automatic washing	optional
Removable core probe	optional
Trolley	Standard
Change door opening	
Wifi connection Ref. 710789	
16 Trays capacity	600 x 400
Distance between trays	80 mm.

Transverse tray position





## STB 616 V7 T GAS

Reference	710501
Internal dimensions	(W)700 x (D)500 x (H)1480 mm
External dimensions	(W)880 x (D)1030 x (H)1865 mm
Electric power	1.300 W
Maximum temperature	270°
Weight	300 Kg.
Voltage	230V-50/60Hz
Connection	Single phase
Gas power	28 kW - 24080 Kcal/h
Automatic washing	optional
Removable core probe	optional
Trolley	Standard
Change door opening	
Wifi connection Ref. 710789	
16 Trays capacity	600 x 400
Distance between trays	80 mm.

Premix gas burners

Transverse tray position







## STB 5/86 V7

Reference	710502
Internal dimensions	(W)710 x (D)900 x (H)550 mm
External dimensions	(W)880 x (D)1335 x (H)835 mm
Electric power	18.650 W
Maximum temperature	270°
Weight	157 Kg.
Voltage	400 V - 3L + N 50/60Hz
Connection	Three phase 3F + N + T
Automatic washing	optional
Removable core probe	optional
Change door opening	
Wifi connection Ref. 710789	
5 Trays capacity	800 x 600 / (10) 600x400
Distance between trays	100 mm
6 Trays capacity	800 x 600 / (12) 600x400
Distance between trays	80 mm.



Longitudinal tray position 800x600 ↑  
 Transverse tray position 400x600



## STB 5/86 V7 GAS

Reference	710503
Internal dimensions	(W)710 x (D)900 x (H)550 mm
External dimensions	(W)880 x (D)1395 x (H)850 mm
Electric power	650 W
Maximum temperature	270°
Weight	155 Kg.
Voltage	230V - 50/60Hz
Connection	Single phase
Gas power	20 kW- 17200 kcal/h
Automatic washing	optional
Removable core probe	optional
Change door opening	
Wifi connection Ref. 710789	
5 Trays capacity	800 x 600 / (10) 600x400
Distance between trays	100 mm.
6 Trays capacity	800 x 600 / (12) 600x400
Distance between trays	80 mm.



Premix gas burner

Longitudinal tray position 800x600 ↑  
 Transverse tray position 400x600

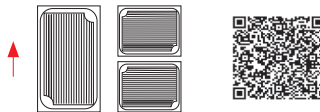




## STB 8/86 V7

Reference	710504
Internal dimensions	(W)710 x (D)900 x (H)875 mm
External dimensions	(W)880 x (D)1385 x (H)1155 mm
Electric power	29.300 W
Maximum temperature	270°
Weight	180 kg.
Voltage	400 V - 3L + N 50/60 Hz
Connection	Three phase 3F + N + T
Automatic washing	optional
Removable core probe	optional
Change door opening	
Wifi connection Ref. 710789	
8 Trays capacity	800 x 600 / (16) 600x400
Distance between trays	100 mm
10 Trays capacity	800 x 600 / (20) 600x400
Distance between trays	80 mm.

Longitudinal tray position 800x600  
 Transverse tray position 400x600

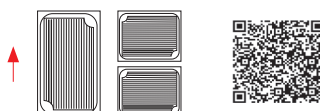


## STB 8/86 V7 GAS

Reference	710505
Internal dimensions	(W)710 x (D)900 x (H)875 mm
External dimensions	(W)880 x (D)1395 x (H)1170 mm
Electric power	650 W
Maximum temperature	270°
Weight	195 kg.
Voltage	230V - 50/60Hz
Connection	Single phase
Gas Power	28 kW- 24080 kcal/h
Automatic washing	optional
Removable core probe	optional
Change door opening	
Wifi connection Ref. 710789	
8 Trays capacity	800 x 600 / (16) 600x400
Distance between trays	100 mm.
10 Trays capacity	800 x 600 / (20) 600x400
Distance between trays	80 mm.

Premix gas burner

Longitudinal tray position 800x600  
 Transverse tray position 400x600





## STB 18/86 V7 T

Reference	710506
Internal dimensions	(W)710 x (D)920 x (H)1480 mm
External dimensions	(W)880 x (D)1270 x (H)1865 mm
Electric power	48.000 W
Maximum temperature	270°
Weight	320 Kg.
Voltage	400 V - 3L + N 50/60 Hz
Connection	Three phase 3F + N + T
Automatic washing	optional
Removable core probe	optional
Trolley	Standard
Change door opening	
Wifi connection Ref. 710789	
18 Trays capacity	800x600 / (36) 600x400
Distance between trays	90 mm.

Longitudinal tray position 800x600 ↑  
 Transverse tray position 400x600



## STB 18/86 V7 T GAS

Reference	710507
Internal dimensions	(W)710 x (D)920 x (H)1480 mm
External dimensions	(W)880 x (D)1420 x (H)1865 mm
Electric power	1.300 W
Maximum temperature	270°
Weight	360 Kg.
Voltage	230V - 50/60Hz
Connection	Single phase
Gas power	56 kW - 48150 kcal/h
Automatic washing	optional
Removable core probe	optional
Trolley	Standard
Change door opening	
Wifi connection Ref. 710789	
18 Trays capacity	800x600 / (36) 600x400
Distance between trays	90 mm.

Premix gas burners

Longitudinal tray position 800x600 ↑  
 Transverse tray position 400x600







## STB MODULE




Reference	710580
Internal dimensions	(W)670 x (D)525 x (H)180 mm
External dimensions	(W)880 x (D)945 x (H)385 mm
Electric power	5.400 W
Maximum temperature	350°
Weight	145 Kg.
Voltage	400 / 230 V - 50/60 Hz
Connection	Three phase 3F + N + T
Cooking surface	670x525 mm.
Humidifier (optional)	Ref. 710602



- 5" Touch Screen.
- Independent up and floor temperature regulation.
- Maximum temperature 350°C.
- Energy saving mode.
- Up to 6 cooking stages.
- Recipe book.
- Steam Control - Programmable chimney.
- Programmable automatic turn on.
- Humidity system, allows manual and programmable injection cycles.

# ACCESSORIES



STANDS	MODEL REFERENCE	DIMENSIONS	COMPATIBLE MODELS	PRICE
	<b>STB 300</b> <i>Ref. 710508</i> N° Guides - 0	(W)810 x (D)760 x (H)300 mm	604 M / 606 M / 610 M 606 M GAS / 610 M GAS 604 V7 / 606 V7 / 610 V7 606 V7 GAS / 610 V7 GAS	
	<b>STB 650</b> <i>Ref. 710509</i> N° Guides - 6	(W)810 x (D)760 x (H)650 mm	604 M / 606 M / 610 M 606 M GAS / 610 M GAS 604 V7 / 606 V7 / 610 V7 606 V7 GAS / 610 V7 GAS	
	<b>STB 850</b> <i>Ref. 710510</i> N° Guides - 8	(W)810 x (D)760 x (H)850 mm	604 M / 606 M / 610 M 606 M GAS / 610 M GAS 604 V7 / 606 V7 / 610 V7 606 V7 GAS / 610 V7 GAS	
	<b>STB 300 (800X600)</b> <i>Ref. 710511</i> N° Guides - 0	(W)810 x (D)1160 x (H)300 mm	5/86 V7 / 8/86 V7 5/86 V7 GAS / 8/86 V7 GAS	
	<b>STB 650 (800X600)</b> <i>Ref. 710512</i> N° Guides - 6	(W)810 x (D)1160 x (H)650 mm	5/86 V7 / 8/86 V7 5/86 V7 GAS / 8/86 V7 GAS	
	<b>STB 850 (800X600)</b> <i>Ref. 710513</i> N° Guides - 8	(W)810 x (D)1160 x (H)850 mm	5/86 V7 / 8/86 V7 5/86 V7 GAS / 8/86 V7 GAS	
	Ref. 710286		Wheeled option	

# ACCESSORIES



## HOODS

### MODEL REFERENCE

### DIMENSIONS

### COMPATIBLE MODELS

### PRICE

#### STB M

Ref. 710514

(W)880 x (D)1060 x (H)315 mm

604 M / 606 M / 610 M

#### STB M DUO

Ref. 710756

(W)880 x (D)1060 x (H)315 mm

604 M / 606 M / 610 M

#### STB V7

Ref. 710515

(W)880 x (D)1550 x (H)315 mm

604 V7 / 606 V7  
610 V7 / 616 V7

#### STB V7 DUO

Ref. 710757

(W)880 x (D)1550 x (H)315 mm.

604 V7 / 606 V7  
610 V7 / 616 V7

#### STB 80x60

Ref. 710516

(W)880 x (D)1550 x (H)315 mm

5/86 V7 / 8/86 V7

#### STB 18/86 V7

Ref. 710798

(W)880 x (D)1865 x (H)315 mm

18/86 V7



Includes:

- Extraction motor
- Fumes condenser

## FUMES CONDENSER KIT

### MODEL REFERENCE

### DIMENSIONS

### COMPATIBLE MODELS

### PRICE

#### STB

Ref. 710517

(W)510 x (D)350 x (H)315 mm

604 M / 606 M / 610 M

#### STB V7

Ref. 710518

(W)510 x (D)350 x (H)315 mm


604 V7 / 606 V7 / 610 V7  
5/86 V7 / 8/86 V7

#### STB V7 DUO

Ref. 710804

(W)510 x (D)350 x (H)315 mm

604 V7 / 606 V7 / 610 V7  
5/86 V7 / 8/86 V7



## SUPERPOSITION KIT

### MODEL REFERENCE

### DIMENSIONS

### COMPATIBLE MODELS

### PRICE

#### STB

Ref. 710519

(W)880 x (D)935 x (H)80 mm

604 M / 606 M / 610 M  
604 V7 / 606 V7 / 610 V7

#### STB ELECTRIC/GAS

Ref. 710707

(W)880 x (D)935 x (H)80 mm


606 M GAS / 610 M GAS  
606 V7 GAS / 610 V7 GAS

#### MODULE STB

Ref. 710632

(W)880 x (D)935 x (H)80 mm

Module STB





tm

www.fmindustrial.es

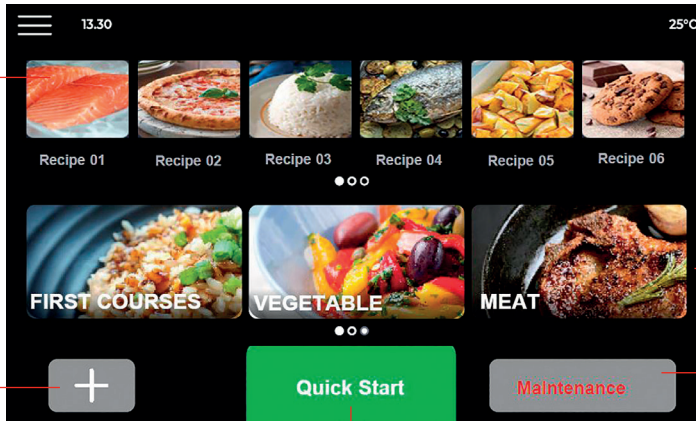
STFast



**ST** *Fast*



**QUICK ACCESS**  
to your favourite recipes



**RECIPE CLASSIFICATION**  
In categories.

**CREATION OF NEW RECIPES**



Chance to design and add up to 300 new recipes to your recipe book.



**MAINTENANCE MOOD**

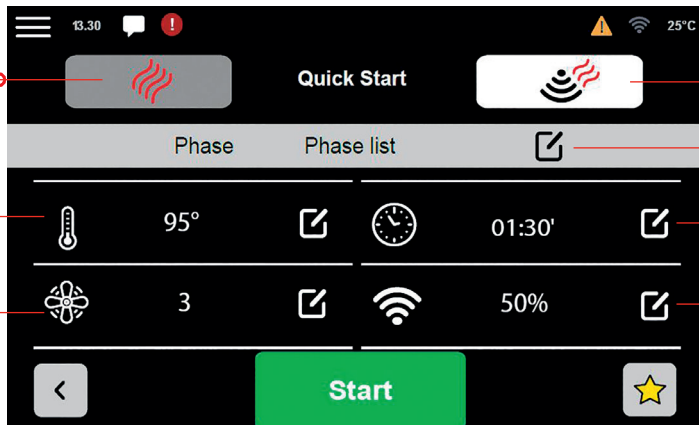
Your oven always ready to prepare any type of recipe.



**QUICK START-UP**

Quick access for oven start-up. Choose the perfect parameter settings for your recipe

## CHOOSE YOUR DESIRED COOKING MODE



**COOKING MODE**  
RESISTANCE ONLY

**COOKING MODE**  
RESISTANCE + MICROWAVE

Temperature selection up to 275° C

Chance to configure up to 9 different phases for each of your recipes.

6 Levels of turbine speed.

Programming of unlimited time and countdown.

4 Levels of microwave power.





- Combined convection + microwave + impingement (only for ST-F21/22 models)
- Integrated maintenance mode (oven always ready for cooking)
- Cyclonic regeneration system
- Integrated catalytic converter (only for ST-F21/22 models)
- Recipe configuration up to nine phases
- Storage capacity up to 300 recipes
- Microwave power up to 4 levels
- 6-speed turbine
- High resolution touch screen
- HACCP data download to USB
- Integrated WIFI connection (to connect with Cloud FM)



## ST F21

Reference	710742
Internal dimensions	(W)320 x (D)315 x (H)190 mm
External dimensions	(W)425 x (D)660 x (H)600 mm
Total power	3.600 W
Convection power	2.200 W
Microwave power	1.000 W
Maximum temperature	275°
Weight	78 Kg
Voltage	400 V - 50 Hz
Connection	Single phase
1 Tray capacity	300 x 300 (included)
Wifi connection	standard



## ST F22

Reference	710743
Internal dimensions	(W)320 x (D)315 x (H)190 mm
External dimensions	(W)425 x (D)660 x (H)600 mm
Total power	4.600 W
Convection power	2.200 W
Microwave power	2.000 W
Maximum temperature	275°
Weight	85 Kg
Voltage	400 V - 50 Hz
Connection	Three phase 3F + N
1 Tray capacity	300 x 300 (included)
Wifi connection	standard
Single phase change (230 V)	





## ST F41

Reference	710744
Internal dimensions	(W)480 x (D)405 x (H)305 mm
External dimensions	(W)590 x (D)715 x (H)675 mm
Total power	4.900 W
Convection power	3.500 W
Microwave power	1.000 W
Maximum temperature	275°
Weight	98 Kg
Voltage	400 V - 50 Hz
Connection	Three phase 3F + N
3 Trays capacity	430 x 340 (included)
Distance between trays	80 mm
Wifi connection	standard
Single phase change (230 V)	



## ST F42















Reference	710745
Internal dimensions	(W)480 x (D)405 x (H)305 mm
External dimensions	(W)590 x (D)715 x (H)675 mm
Total power	5.900 W
Convection power	3.500 W
Microwave power	2.000 W
Maximum temperature	275°
Weight	110 Kg
Voltage	400 V - 50 Hz
Connection	Three phase 3F + N
3 Trays capacity	430 x 340 (included)
Distance between trays	80 mm
Wifi connection	standard
Single phase change (230 V)	





# RECIPES



		ST F21	ST F22	ST F41	ST F42
					
Frozen French Fries		500g / 210s	500g / 180s	800g / 290s	800g / 260s
Fresh bacon		10-12 strips / 145s	10-12 strips / 100s	20-22 strips / 225s	20-22 strips / 180s
Fresh pizza		1 portion / 100s	1 portion / 60s	1 Ud. 28 / 170s	1 Ud. 28 / 140s
Frozen chicken nuggets		12/14 Uds. / 170s	12/14 Uds. / 110s	18/20 Uds. / 230s	18/20 Uds. / 190s
Fresh ham and cheese sandwich		1 Ud. / 70s	1 Ud. / 55s	4 Uds. / 80s	4 Uds. / 65s
Fresh chicken wrap		1 Ud. / 90s	1 Ud. / 75s	4 Uds. 28 / 190s	4 Uds. / 160s
Regenerated fresh sandwich		1 Ud. / 50s	1 Ud. / 40s	3 Uds. / 190s	3 Uds. / 160s
Regenerated fresh croissant		1 Ud. / 70s	1 Ud. / 50s	4 Uds. / 190s	4 Uds. / 160s
Regenerated fresh chocolate croissant		1 Ud. / 60s	1 Ud. / 45s	4 Uds. / 180s	4 Uds. / 150s
Fresh salmon		1 Ud. (180g) / 110s	1 Ud. (180g) / 75s	4 Uds. (180g) / 190s	4 Uds. (180g) / 160s

\* The indicated times for these recipes making are indicative and have been carried out in laboratories in which ideal conditions for the cooking processes are maintained.

\* The indicated times for the ST-F 41 / 42 oven models have been estimated taking into account the execution of a cooking cycle in combined mode (heating elements + microwave) and using only one tray.

# ACCESSORIES



## STANDS

### MODEL REFERENCE

### DIMENSIONS

### COMPATIBLE MODELS

### PRICE



**ST-F 21/22**  
Ref. 710747

(W)425 x (D)620 x (H)950 mm


F 21 / F 22

**ST-F 41/42**  
Ref. 710748

(W)595 x (D)715 x (H)950 mm

F 41 / F 42

## TRAYS



### **INOX TRAY**

REF.	DIMENSION
710749	300x300




### **INOX PLAIN TRAY**

REF.	DIMENSION
710750	430x340




### **PADDLE**

REF.	DIMENSION
710746	300x300




### **TEFLON TRAY WITH MESH BOTTOM**

REF.	DIMENSIONS
710754	270x270



### **TEFLON TRAY WITH MESH BOTTOM**

REF.	DIMENSION
710755	265x265



### **TEFLON MESH TRAY LINING**

REF.	DIMENSION
710751	400x300



### **TEFLON LINING PLAIN BOTTOM**

REF.	DIMENSION
710752	400x300



### **PERFORATED SILICONE TRAY LINER**

REF.	DIMENSION
710753	400x300





**ST** *Grill*





- All stainless steel construction
- Cast iron fire plan
- High-quality internal insulation
- Working temperature between 250-350°C
- Temperature regulation by means of a pull system
- Anti-impact door opening system
- Built-in thermometer up to 500°C
- Independent ash drawer system
- Grease collection drawer
- Stainless steel grill included





## ST G300

Reference	710719
Grill dimension	1 x (570 x 350 mm)
Compatibility with GN	1 Tray GN 1/1
Fire up time	45 min aprox.
Power Aprox.	3 kw
Diners	40-50
Temperature	250 - 350°C
Weight	200 kg
External dimensions (without accessories)	(W)740 x (D)575 x (H)680 mm
Fumes outlet connection ø	120 mm
Included: pull disabling system, poker, ash shovel, clamp and brush. Material: stainless steel	



## ST G300 S

Reference	710801
Included: pull disabling system, poker, ash shovel, clamp and brush. Material: steel	

## ST G400

Reference	710720
Grill dimension	1 x (570 x 520 mm)
Compatibility with GN	1 Tray GN 1/1
Fire up time	45 min aprox.
Power Aprox.	4,5 kw
Diners	75-90
Temperature	250 - 350°C
Weight	240 kg
External dimensions (without accessories)	(W)740 x (D)720 x (H)680 mm
Fumes outlet connection ø	120 mm
Included: pull disabling system, poker, ash shovel, clamp and brush. Material: stainless steel	



## ST G400 S

Reference	710802
Included: pull disabling system, poker, ash shovel, clamp and brush. Material: steel	

## ST G500

Reference	710721
Grill dimension	1 x (750 x 520 mm)
Compatibility with GN	2 Trays GN 1/1
Fire up time	45 min aprox.
Power Aprox.	5,5 kw
Diners	100-120
Temperature	250 - 350°C
Weight	285 kg
External dimensions (without accessories)	(W)930 x (D)720 x (H)680 mm
Fumes outlet connection ø	120 mm
Included: pull disabling system, poker, ash shovel, clamp and brush. Material: stainless steel	



## ST G500 S


Reference	710803
Included: pull disabling system, poker, ash shovel, clamp and brush. Material: steel	




# ACCESSORIES



<u>STANDS</u>	<u>MODEL REFERENCE</u>	<u>DIMENSIONS</u>	<u>COMPATIBLE MODELS</u>	<u>PRICE</u>
	<b>ST-G300</b> <i>Ref. 710733</i>	(W)720 x (D)500 x (H)800 mm	G 300	
	<b>ST-G400</b> <i>Ref. 710734</i>	(W)720 x (D)650 x (H)800 mm	G 400	
	<b>ST-G500</b> <i>Ref. 710735</i>	(W)910 x (D)650 x (H)800 mm	G 500	

<u>CUPBOARD BASE</u>	<u>MODEL REFERENCE</u>	<u>DIMENSIONS</u>	<u>COMPATIBLE MODELS</u>	<u>PRICE</u>
	<b>ST-G300</b> <i>Ref. 710736</i>	(W)720 x (D)500 x (H)800 mm	G 300	
	<b>ST-G400</b> <i>Ref. 710737</i>	(W)720 x (D)650 x (H)800 mm	G 400	
	<b>ST-G500</b> <i>Ref. 710738</i>	(W)910 x (D)650 x (H)800 mm	G 500	

<u>TRAY SUPOORT</u>	<u>MODEL REFERENCE</u>	<u>DIMENSIONS</u>	<u>COMPATIBLE MODELS</u>	<u>PRICE</u>
	<b>ST-G300</b> <i>Ref. 710739</i>	(W)720 x (D)500 x (H)195 mm	G 300	
	<b>ST-G400</b> <i>Ref. 710740</i>	(W)720 x (D)650 x (H)195 mm	G 400	
	<b>ST-G500</b> <i>Ref. 710741</i>	(W)910 x (D)650 x (H)195 mm	G 500	



# ACCESSORIES



## **PULL DISABLING SYSTEM**

REF.  
710722




## **FIREWALL**

REF.  
710723



## **ANTI-SPARK CAP**

REF.  
710724



## **POKER**

DIMENSIONS	REF.
L-450	710725
L-750	710726



## **ASH SHOVEL**

REF.  
710727



## **CLAMP**

REF.  
710728



## **BRUSH**

REF.  
710729



## **GRILL**

REF.	DIMENSIONS
710730	570X350
710731	570X520
710732	750X520



**RX**



# RX



## RX 203

Reference	710520
Internal dimensions	(W)360 x (D)290 x (H)260 mm
External dimensions	(W)500 x (D)560 x (H)455 mm
Electric power	2.250 W
Maximum temperature	250° C
Weight	22 Kg.
Voltage	230 V - 50 Hz
Connection	Single phase Schuko
Capacity	3x340x240 - 3xGN 1/2
Distance between trays	80 mm
Standard equipment	3 perforated aluminium trays
<b>RX 203 H</b> Ref. 710521	(Included humidifier)

- Safety thermostat - 0-60 Minute timer
- Non-stop mode



## RX 304

Reference	710522
Internal dimensions	(W)450 x (D)340 x (H)345 mm
External dimensions	(W)590 x (D)675 x (H)540 mm
Electric power	3.100 W
Maximum temperature	250° C
Weight	33 Kg.
Voltage	230 V - 50 Hz
Connection	Single phase Schuko
Capacity	4x430x340 / 4 GN 2/3
Distance between trays	80 mm
Standard equipment	4 perforated aluminium trays
<b>RX 304 H</b> Ref. 710523	(Included humidifier)

- Safety thermostat - 0-60 Minute timer.
- Non-stop mode



## RX 424

Reference	710524
Internal dimensions	(W)500 x (D)410 x (H)350 mm
External dimensions	(W)640 x (D)720 x (H)545 mm
Electric power	3.100 W
Maximum temperature	250° C
Weight	37 Kg.
Voltage	230 V - 50 Hz
Connection	Single phase Schuko
Capacity	4x480x340 / 4 GN 2/3
Distance between trays	80 mm
Standard equipment	4 wire rack
<b>RX 424 H</b> Ref. 710525	(Included humidifier)

- End of cycle alarm - Safety thermostat
- Chamber light - 0-60 Minute timer
- Non-stop mode





## RX 603

Reference	710527
Internal dimensions	(W)680 x (D)470 x (H)285 mm
External dimensions	(W)820 x (D)800 x (H)480 mm
Electric power	3.900 W
Maximum temperature	250° C
Weight	48 Kg.
Voltage	230 V - 50/60 Hz
Connection	Single phase Schuko
Capacity	3x600x400 / 3 GN 1/1
Distance between trays	80 mm
Standard equipment	3 wire rack
<b>RX 603 H</b> Ref. 710528	(Included humidifier)

- End of cycle alarm - Door switch - Safety thermostat
- Rotation inverter - Chamber light - 0-60 Minute timer
- Non-stop mode



## RX 604

Reference	710529
Internal dimensions	(W)680 x (D)470 x (H)365 mm
External dimensions	(W)820 x (D)800 x (H)560 mm
Electric power	5.700 W
Maximum temperature	250° C
Weight	56 Kg.
Voltage	400 V - 50/60 Hz
Connection	Three phase 3F + N + T
Capacity	4x600x400 / 4 GN 1/1
Distance between trays	80 mm
Standard equipment	4 wire rack
<b>RX 604 H</b> Ref. 710530	(Included humidifier)

Single phase modification option (230 V)

- End of cycle alarm - Door switch - Safety thermostat
- Rotation inverter - Chamber light - 0-60 Minute timer - Non-stop mode



## RX 604 Plus

Reference	710531
Internal dimensions	(W)680 x (D)470 x (H)365 mm
External dimensions	(W)820 x (D)800 x (H)560 mm
Electric power	6.300 W
Maximum temperature	250° C
Weight	60 Kg.
Voltage	400 V - 50/60 Hz
Connection	Three phase 3F + N + T
Capacity	4x600x400 / 4 GN 1/1
Distance between trays	80 mm
Standard equipment	4 wire rack
<b>RX 604 Plus H</b> Ref. 710532	(Included humidifier)

Single phase modification option (230 V)

- End of cycle alarm - Door switch - Safety thermostat
- Rotation inverter - Chamber light - 0-60 Minute timer
- Non-stop mode





## RXL 304

Reference	710534
Internal dimensions	(W)450 x (D)340 x (H)345 mm
External dimensions	(W)590 x (D)675 x (H)540 mm
Electric power	3.100 W
Maximum temperature	250° C
Weight	38 Kg.
Voltage	230 V - 50 Hz
Connection	Single phase Schuko
Capacity	4x430x340 / 4 GN 2/3
Standard equipment	4 perforated aluminium trays
<b>RXL 304 H</b> Ref. 710535	(Included humidifier)

Change door opening

- Safety thermostat - 0-60 Minute timer
- Non-stop mode.



## RXL 424

Reference	710536
Internal dimensions	(W)500 x (D)410 x (H)350 mm
External dimensions	(W)640 x (D)720 x (H)545 mm
Electric power	3.100 W
Maximum temperature	250° C
Weight	38 Kg.
Voltage	230 V - 50 Hz
Connection	Schuko monofásico
Capacity	4x480x340 / 4 GN 2/3
Standard equipment	4 wire rack
<b>RXL 424 H</b> Ref. 710537	(Included humidifier)

Change door opening

End of cycle alarm - Safety thermostat

- Chamber light
- 0-60 Minute timer
- Non-stop mode





## RXL 603

Reference	710538
Internal dimensions	(W)680 x (D)470 x (H)285 mm
External dimensions	(W)820 x (D)800 x (H)480 mm
Electric power	3.900 W
Maximum temperature	250° C
Weight	50 Kg.
Voltage	230 V - 50/60 Hz
Connection	Single phase Schuko
Capacity	3x600x400 / 3 GN 1/1
Standard equipment	3 wire rack
<b>RXL 603 H Ref. 710539</b>	<b>(Included humidifier)</b>

Change door opening

- End of cycle alarm - Door switch
- Safety thermostat - Rotation inverter
- Chamber light - 0-60 Minute timer
- Non-stop mode



## RXL 604 Plus

Reference	710540
Internal dimensions	(W)680 x (D)470 x (H)365 mm
External dimensions	(W)820 x (D)800 x (H)560 mm
Electric power	6.300 W
Maximum temperature	250° C
Weight	60 Kg.
Voltage	400 - 50/60 Hz
Connection	Three phase 3F + N + T
Capacity	4x600x400 / 4 GN 1/1
Distance between trays	80 mm
Standard equipment	4 wire rack
<b>RXL 604 Plus H Ref. 710541</b>	<b>(Included humidifier)</b>

Single phase modification option (230 V)

Change door opening

- End of cycle alarm - Door switch
- Safety thermostat - Rotation inverter
- Chamber light - 0-60 Minute timer
- Non-stop mode





# RX



## RXD 384

Reference	710542
Internal dimensions	(W)450 x (D)370 x (H)345 mm
External dimensions	(W)590 x (D)700 x (H)540 mm
Electric power	3.200 W
Maximum temperature	260° C
Weight	38 Kg.
Voltage	230 V - 50 Hz
Connection	Single phase Schuko
Capacity	4x430x340 / 4 GN 2/3
Standard equipment	4 wire rack

- End of cycle alarm - 0 to 100% humidity regulation
- Cooking phases - Recipe book - Door switch
- Automatic preheating - 3/4" Water connection
- Safety thermostat - Chamber light - Rotation inverter



## RXD 604 Plus

Reference	710543
Internal dimensions	(W)680 x (D)470 x (H)365 mm
External dimensions	(W)820 x (D)800 x (H)560 mm
Electric power	6.300 W
Maximum temperature	260° C
Weight	60 Kg.
Voltage	400 - 50/60 Hz
Connection	Three phase 3F + N + T
Capacity	4x600x400 / 4 GN 1/1
Standard equipment	4 wire rack

Single phase modification  
option (230 V)

- End of cycle alarm - 0 to 100% humidity regulation
- Cooking phases - Recipe book - Door switch
- Automatic preheating - 3/4" Water connection
- Safety thermostat - Rotation inverter - Chamber light





## RXDL 384

Reference	710544
Internal dimensions	(W)450 x (D)370 x (H)345 mm
External dimensions	(W)590 x (D)700 x (H)540 mm
Electric power	3.100 W
Maximum temperature	260° C
Weight	38 Kg.
Voltage	230 V - 50 Hz
Connection	Single phase Schuko
Capacity	4x430x340 / 4 GN 2/3
Standard equipment	4 wire rack

### Change door opening

- End of cycle alarm - 0 to 100 % humidity regulation
- Cooking phases - Recipe book - Door switch
- Automatic preheating - 3/4" Water connection
- Safety thermostat - Chamber light - Rotation inverter



## RXDL 604 Plus

Reference	710545
Internal dimensions	(An)680 x (F)470 x (Al)365 mm
External dimensions	(An)820 x (F)800 x (Al)560 mm
Electric power	6.300 W
Maximum temperature	260° C
Weight	60 Kg.
Voltage	400 V - 50/60 Hz
Connection	Trifásica 3F + N + T
Capacity	4x600x400 / 4 GN 1/1
Standard equipment	4 parrillas

### Single phase modification

option (230 V)

### Change door opening

- End of cycle alarm - 0 to 100% humidity regulation
- Cooking phases - Recipe book - Door switch
- Automatic preheating - 3/4" Water connection
- Safety thermostat - Rotation inverter - Chamber light





## RX 424 HG

Reference	710526
Internal dimensions	(W)500 x (D)410 x (H)350 mm
External dimensions	(W)640 x (D)720 x (H)545 mm
Electric power	3.100 W
Maximum temperature	250° C
Weight	39 Kg.
Voltage	230 V - 50 Hz
Connection	Single phase Schuko
Capacity	4x480x340 / 4 GN 2/3
Standard equipment	4 wire rack

- Humidifier - Grill - End of cycle alarm
- Safety thermostat - Chamber light
- 0-60 Minute timer. - Non-stop mode



## RX 604 Plus HG

Reference	710533
Internal dimensions	(W)680 x (D)470 x (H)365 mm
External dimensions	(W)820 x (D)800 x (H)560 mm
Electric power	6.300 W
Maximum temperature	250° C
Weight	61 Kg.
Voltage	400 V - 50/60 Hz
Connection	Three phase 3F + N + T
Capacity	4x600x400 / 4 GN 1/1
Standard equipment	4 wire rack





Single phase modification  
option (230 V)

- Humidifier - Grill- End of cycle alarm - Door switch
- Safety thermostat - Rotation inverter
- Chamber light - 0-60 Minute timer - Non-stop mode






## RXP 604

Reference	710546
Internal dimensions	(W)620 x (D)450 x (H)350 mm
External dimensions	(W)760 x (D)760 x (H)545 mm
 Electric power	3.800 W
 Maximum temperature	250° C
 Weight	52 Kg.
 Voltage	230 V - 50/60 Hz
Connection	Single phase
Capacity	4x600x400 / 4 GN 1/1
Standard equipment	4 wire rack



- End of cycle alarm - Door switch
- Safety thermostat - Chamber light
- 0-60 Minute timer - Non-stop mode





# ACCESSORIES




<u>STANDS</u>	<u>MODEL REFERENCE</u>	<u>DIMENSIONS</u>	<u>COMPATIBLE MODELS</u>	<u>PRICE</u>
	<b>RX 43/34</b> Ref. 710547	(W)590 x (D)580 x (H)850 mm	RX 304 RXL 304 Tray compatible GN 2/3	
	<b>RX 48/34</b> Ref. 710548	(W)625 x (D)640 x (H)850 mm	RX 424 RXL 424 RX 424 HG Tray compatible GN 2/3	
	<b>RX 60/40</b> Ref. 710549	(W)810 x (D)700 x (H)850 mm	RX 603 RXL 603 RX 604 RX 604 PLUS Tray compatible GN 1/1	RXL 604 PLUS RXD 604 PLUS RXDL 604 PLUS
	<b>RX 60/40</b> <b>Bajo</b> Ref. 710399	(W)810 x (D)700 x (H)650 mm	RX 603 RXL 603 RX 604 RX 604 PLUS Tray compatible GN 1/1	RXL 604 PLUS RXD 604 PLUS RXDL 604 PLUS
	Ref. 710286		Wheeled option	


## SUPERPOSITION KIT


<u>MODEL REFERENCE</u>	<u>DIMENSIONS</u>	<u>COMPATIBLE MODELS</u>	<u>PRICE</u>
<b>RX 43/34</b> Ref. 710554	(W)590 x (D)675 x (H)40 mm	RX 304 RXL 304	
<b>RX 48/34</b> Ref. 710555	(W)640 x (D)720 x (H)40 mm	RX 424 RXL 424 RX 424 HG	RXD 424 RXDL 424
<b>RX 60/40</b> Ref. 710556	(W)820 x (D)800 x (H)40 mm	RX 603 RXL 603 RX 604	RX 604 PLUS RXL 604 PLUS RXD 604 PLUS RXDL 604 PLUS

# ACCESSORIES



<u>HOODS</u>	<u>MODEL REFERENCE</u>	<u>DIMENSIONS</u>	<u>COMPATIBLE MODELS</u>	<u>PRICE</u>
 Includes: - Extraction motor - Fumes condenser	<b>RX 60/40</b> <i>Ref. 710631</i>	(W)820 x (D)850 x (H)235 mm	RX 603 RXL 603 RX 604 RX 604 PLUS	RXL 604 PLUS RXD 604 PLUS RXDL 604 PLUS RX 604 PLUS HG
	<b>RX 60/40 DUO</b> <i>Ref. 710706</i>	(W)820 x (D)850 x (H)235 mm	RX 603 RXL 603 RX 604 RX 604 PLUS	RXL 604 PLUS RXD 604 PLUS RXDL 604 PLUS RX 604 PLUS HG

<u>KIT CONDENSADOR DE VAPORES</u>	<u>MODEL REFERENCE</u>	<u>DIMENSIONS</u>	<u>COMPATIBLE MODELS</u>	<u>PRICE</u>
	<b>SERIE RX</b> <i>Ref. 710551</i>	(W)170 x (D)60 x (H)400 mm	SERIE RX	
	<b>SERIE RX H20</b> <i>Ref. 710552</i>	(W)500 x (D)85 x (H)450 mm	SERIE RX	
	<b>SERIE RX DUO</b> <i>Ref. 710553</i>	(W)580 x (D)120 x (H)180 mm	SERIE RX	

<u>PUMP KIT</u>	<u>MODEL REFERENCE</u>	<u>DIMENSIONS</u>	<u>COMPATIBLE MODELS</u>	<u>PRICE</u>
	<b>SERIE RX H20</b> <i>Ref. 710781</i>	Inlet water pump kit	RX H	



315°C  
310°C  
12:00  
H

ST series

**ST** *Pizza*





## STZ 133

Reference	710589
Internal dimensions	(W)405 x (D)360 x (H)80mm
External dimensions	(W)535 x (D)535 x (H)261mm
Electric power	2.000 W
Maximum temperature	320° C
Weight	20 Kg.
Voltage	230 V - 50/60 Hz
Connection	Single phase Schuko
Capacity	ø350 mm

- High-quality refractory material cooking surface
- Cicle end alarm - Timer 0-60 min.
- Non-stop mode



## STZ 233

Reference	710590
Internal dimensions	2 x (W)405 x (D)360 x (H)80mm
External dimensions	(W)535 x (D)535 x (H)390mm
Electric power	3.000 W
Maximum temperature	320° C
Weight	28 Kg.
Voltage	230V - 50/60 Hz.
Connection	Single phase Schuko
Capacity	2 x ø350 mm

- High-quality refractory material cooking surface
- Cicle end alarm - Timer 0-60 min.
- Non-stop mode





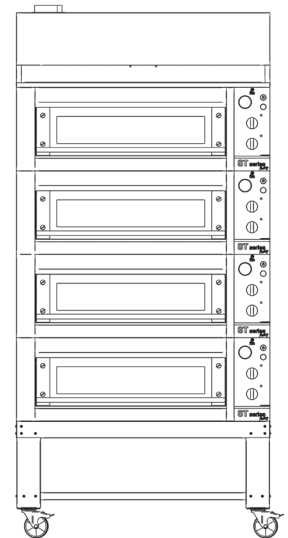
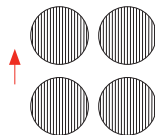
## STZ 433 M

Reference	710591
Internal dimensions	(W)820 x (D)700 x (H)170 mm
External dimensions	(W)1090 x (D)990 x (H)390 mm
Electric power	5.600 W
Maximum temperature	400° C
Weight	110 Kg.
Voltage	400 V - 50/60 Hz.
Connection	Three phase 3F + N + T / Single phase
Single phase modification option (230 V)	
Cooking surface	820x700 mm.
Capacity	4 x ø330 mm.

- Cooking surface high-quality refractory material
- Thermometer - Led chamber light
- Independent base/top temperature control



Longitudinal tray position



Stackable module up to 4 levels

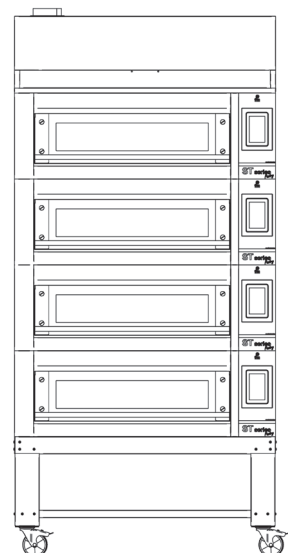
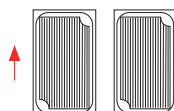
## STZ 433 V5

Reference	710587
Internal dimensions	(W)820 x (D)700 x (H)170 mm
External dimensions	(W)1090 x (D)990 x (H)390 mm
Electric power	5.600 W
Maximum temperature	350 °C
Weight	110 kg.
Voltage	400 V - 50/60 Hz
Connection	Three phase 3F + N + T
Cooking surface	820x700 mm
Humidifier (optional)	Ref. 710602
Single phase modification option (230 V)	
2 Trays capacity	600x400

- 3/4" Water connection - 5" Touch screen
- Cooking surface high - quality refractory material
- Independent base/top temperature control
- Led chamber light



Longitudinal tray position



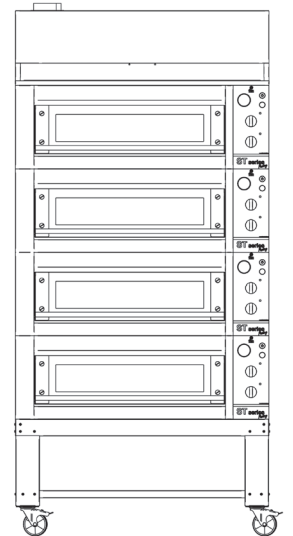
Stackable module up to 4 levels



## STZ 633 M

Reference	7710592
Internal dimensions	(W)1230 x (D)700 x (H)170 mm
External dimensions	(W)1500 x (D)990 x (H)390 mm
Electric power	8.800 W
Maximum temperature	400° C
Weight	140 Kg.
Voltage	400 V - 50/60 Hz.
Connection	Three phase 3F + N + T
Cooking surface	1230x700 mm.
Capacity	6 x ø330 mm.

- Cooking surface high-quality refractory material
- Thermometer - Led chamber light
- Independent base/top temperature control

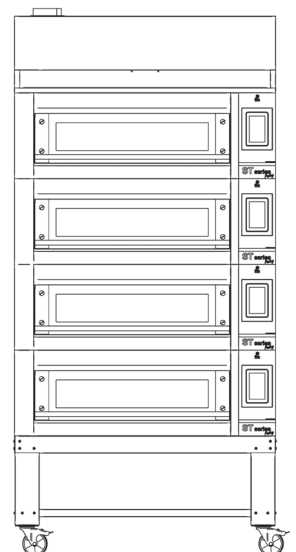
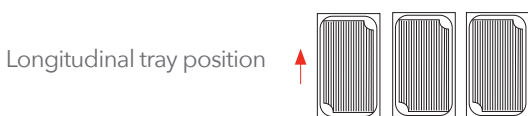


Stackable module up to 4 levels

## STZ 633 V5

Reference	710588
Internal dimensions	(W)1230 x (D)700 x (H)170 mm
External dimensions	(W)1500 x (D)990 x (H)390 mm
Electric power	8.800 W
Maximum temperature	350 °C
Weight	140 Kg.
Voltage	400 V - 3 L + N 50/60 Hz
Connection	Three phase 3F + N + T
Cooking surface	1230x700 mm
Humidifier (optional)	Ref. 710602
3 Trays capacity	600x400

- 5" Touch screen
- Cooking surface high - quality refractory material
- Independent base/top temperature control
- Led chamber light



Stackable module up to 4 levels

# ACCESSORIES



## STANDS



**MODEL REFERENCE**  
**STZ-433 H1000**  
(1 ó 2 modules)  
Ref. 710593

**DIMENSIONS**  
(W)1090 x (D)940 x (H)1000 mm

**COMPATIBLE MODELS**

Z-433 V5  
Z-433 M

**PRICE**

**STZ-433 H650**  
(3 modules)  
Ref. 710594

(W)1090 x (D)940 x (H)650 mm.

Z-433 V5  
Z-433 M

**STZ-433 H350**  
(4 modules)  
Ref. 710595

(W)1090 x (D)940 x (H)350 mm

Z-433 V5  
Z-433 M



**STZ-633 H1000**  
(1 ó 2 módulos)  
Ref. 710596

(W)1500 x (D)940 x (H)1000 mm

Z-633 V5  
Z-633 M

**STZ-633 H650**  
(3 modules)  
Ref. 710597

(W)1500 x (D)940 x (H)650 mm

Z-633 V5  
Z-633 M

**STZ-633 H350**  
(4 modules)  
Ref. 710598

(W)1500 x (D)940 x (H)350 mm

Z-633 V5  
Z-633 M

## HOODS



Includes:

- Extraction motor
- Fumes condenser

**MODELO REFERENCIA**

**STZ-433**

**UNO** Ref. 710599

**DUO** Ref. 710760

**TRIPLE** Ref. 710761

**QUADRUPLE** Ref. 710762

(W) 1090 x (D) 1300 x (H) 300 mm

**COMPATIBLE MODELS**

Z-433 V5  
Z-433 M

**PRICE**

**STZ-633**

**UNO** Ref. 710600

**DUO** Ref. 710763


**TRIPLE** Ref. 710764

**QUADRUPLE** Ref. 710765

(W) 1500 x (D) 1300 x (H) 300 mm

Z-633 V5  
Z-633 M

## FUMES CONDENSER KIT



**MODEL REFERENCE**

**STZ**

**UNO** Ref. 710601

**DUO** Ref. 710766

**TRIPLE** Ref. 710767

**QUADRUPLE** Ref. 710768


(W)640 x (D)720 x (H)40 mm

**COMPATIBLE MODELS**

Z-64 V5 / Z-633 V5  
Z-433 M / Z-633 M

**PRICE**

## SUPERPOSITION KIT



**MODEL REFERENCE**

**STZ**

**DUO** Ref. 710672

**TRIPLE** Ref. 710718

**QUADRUPLE** Ref. 710780


**DIMENSIONS**

**COMPATIBLE MODELS**

Z-433 V5 / Z-633 V5  
Z-433 M / Z-633 M

**PRICE**





180°C

fm

# PROVERS







## F 408

Reference	710603
Internal dimensions	(W)490 x (D)560 x (H)650 mm
External dimensions	(W)640 x (D)640 x (H)975 mm
Electric power	700 W
Maximum temperature	85° C
Weight	35 Kg.
Voltage	230 V - 50/60 Hz
Connection	Single phase Schuko
Capacity 8 trays	480x340
Distance between trays	80 mm.



## F 608

Reference	710604
Internal dimensions	(W)610 x (D)645 x (H)650 mm
External dimensions	(W)820 x (D)700 x (H)975 mm
Electric power	1.400 W
Maximum temperature	85° C
Weight	42 Kg.
Voltage	230 V - 50/60 Hz
Connection	Single phase Schuko
Capacity 8 trays	600x400
Distance between trays	80 mm.







## STF 610

Reference	710626
Internal dimensions	(W)720 x (D)850 x (H)425 mm
External dimensions	(W)880 x (D)950 x (H)690 mm
Electric power	1.400 W
Maximum temperature	85° C
Weight	60 Kg.
Voltage	230 V - 50/60 Hz
Connection	Single phase Schuko
Capacity 10/5 trays	600x400 / 600x800
Distance between trays	80 mm.

- 3/4" Water connection
- Water tank fill up button
- Compatible with ST Bakery dimensions



## STF 620

Reference	710606
Internal dimensions	(W)720 x (D)850 x (H)825 mm
External dimensions	(W)880 x (D)950 x (H)1090 mm
Electric power	1.400 W
Maximum temperature	85° C
Weight	80 Kg.
Voltage	230 V - 50/60 Hz
Connection	Single phase Schuko
Capacity 20/10 trays	600x400 / 600x800
Distance between trays	80 mm.

- 3/4" Water connection
- Water tank fill up button
- Compatible with ST Bakery dimensions





## STF 433

Reference	710769
Internal dimensions	(W)720 x (D)885 x (H)425 mm
External dimensions	(W)1090 x (D)985 x (H)690 mm
Electric power	1.400 W
Maximum temperature	85° C
Weight	80 Kg.
Voltage	230 V - 50/60 Hz
Connection	Single phase Schuko
Capacity 10/5 trays	600x400 / 600x800
Distance between trays	80 mm.
Superpositon kit STF/STZ 433	Ref. 710796

- 3/4" Water connection
- Water tank fill up button
- Compatible with STP 642



## STF 633

Reference	7710770
Internal dimensions	(W)1335 x (D)885 x (H)425 mm
External dimensions	(W)1500 x (D)985 x (H)690 mm
Electric power	2.100 W
Maximum temperature	85° C
Weight	105 Kg.
Voltage	230 V - 50/60 Hz
Connection	Single phase Schuko
Capacity 10/5 trays	600x400 / 600x800+600x400
Distance between trays	80 mm.
Superpositon kit STF/STZ 633	Ref. 710797

- 3/4" Water connection
- Water tank fill up button
- Compatible with STP 643





**fm**  
www.fmindustrial.es

100°  
+0°C  
140°



Temperature control knob with a red indicator light.

**REGENERATORS**





## RG 311 A

Reference	710610
Internal dimensions	(W)594 x (D)386 x (H)255 mm
External dimensions	(W)735 x (D)710 x (H)450 mm
Electric power	3.900 W
Maximum temperature	140° C / 160° C
Weight	41 Kg.
Voltage	230 V - 50/60 Hz
Connection	Single phase Schuko
Capacity 3 trays	GN 1/1
Distance between trays	65 mm.

### Change door opening

- End of cycle alarm - Reversing gear
- Door safety switch - Safety thermostat



## RG 311

Reference	710607
Internal dimensions	(W)594 x (D)386 x (H)255 mm
External dimensions	(W)735 x (D)710 x (H)450 mm
Electric power	3.900 W
Maximum temperature	170° C
Weight	41 Kg.
Voltage	230 V - 50/60 Hz
Connection	Single phase Schuko
Capacity 3 trays	GN 1/1
Distance between trays	65 mm.
Humidity	0% - 100%
Water connection	Yes
Pre heating	Yes
Cooking programs	99 (with 3 phases each)

### Change door opening

- End of cycle alarm - Reversing gear
- Door safety switch - Safety thermostat



## ACCESSORIES:

- RG Stand - 8 guides (Ref. 710630) -
- Wheeled option (Ref. 710286) -



## RG 611 A

Reference	7710611
Internal dimensions	(W)594 x (D)386 x (H)451 mm
External dimensions	(W)735 x (D)710 x (H)720 mm
Electric power	5.650 W
Maximum temperature	140° C / 160° C
Weight	52 Kg.
Voltage	400 V - 50/60 Hz
Connection	Three phase 3F + N + T
Single phase modification	
Capacity 6 trays	GN 1/1
Distance between trays	65 mm.
Change door opening	
- End of cycle alarm - Reversing gear	
- Door safety switch - Safety thermostat	



## RG 611

Reference	710608
Internal dimensions	(W)594 x (D)386 x (H)451 mm
External dimensions	(W)735 x (D)710 x (H)720 mm
Electric power	5.650 W
Maximum temperature	170° C
Weight	52 Kg.
Voltage	400 V - 50/60 Hz
Connection	Three phase 3F + N + T
Single phase modification	
Capacity 6 trays	GN 1/1
Distance between trays	65 mm.
Humidity	0% - 100%
Water connection	Yes
Pre heating	Yes
Cooking programs	99 (with 3 phases each)
Change door opening	
- End of cycle alarm - Reversing gear	
- Door safety switch	
- Safety thermostat	



### ACCESSORIES:





- RG Stand - 8 guides (Ref. 710630) -
- Wheeled option (Ref. 710286) -

# REGENERATOR

# 10 GN 1/1



## RG 1011 A





Reference	710612
Internal dimensions	(W)594 x (D)386 x (H)710 mm
External dimensions	(W)735 x (D)710 x (H)985 mm
 Electric power	10.300 W
 Maximum temperature	140° C / 160° C
 Weight	85 Kg.
 Voltage	400 V - 50/60 Hz
Connection	Three phase 3F + N + T
Capacity 10 trays	GN 1/1
Distance between trays	65 mm.

### Change door opening

- End of cycle alarm - Reversing gear
- Door safety switch
- Safety thermostat



## RG 1011

Reference	710609
Internal dimensions	(W)594 x (D)386 x (H)710 mm
External dimensions	(W)735 x (D)710 x (H)985 mm
 Electric power	10.300 W
 Maximum temperature	170° C
 Weight	85 Kg.
 Voltage	400 V - 50/60 Hz
Connection	Three phase 3 F + N + T
Capacity 10 trays	GN 1/1
Distance between trays	65 mm.

Humidity	0% - 100%
Water connection	Yes
Pre heating	Yes
Cooking programs	99 (with 3 phases each)
Change door opening	

- End of cycle alarm - Reversing gear
- Door safety switch
- Safety thermostat



### ACCESSORIES:





- RG Stand - 8 guides (Ref. 710630) -
- Wheeled option (Ref. 710286) -

# REGENERATOR

# 10 GN 2/1




## RG 1021 A





Reference	710771
Internal dimensions	(W)594 x (D)710 x (H)710 mm
External dimensions	(W)735 x (D)1030 x (H)985 mm
 Electric power	18.400 W
 Maximum temperature	140° C/160° C
 Weight	105 Kg.
 Voltage	400 V - 50/60 Hz
Connection	Three phase 3F + N + T
Capacity 10 trays	GN 2/1
Distance between trays	65 mm.

### Change door opening

- End of cycle alarm - Reversing gear
- Door safety switch
- Safety thermostat



## RG 1021

Reference	710772
Internal dimensions	(W)594 x (D)710 x (H)710 mm
External dimensions	(W)735 x (D)1030 x (H)985 mm
 Electric power	18.400 W
 Maximum temperature	170° C
 Weight	105 Kg.
 Voltage	400 V - 50/60 Hz
Connection	Three phase 3 F + N + T
Capacity 10 trays	GN 2/1
Distance between trays	65 mm.

Humidity	0% - 100%
Water connection	Yes
Pre heating	Yes
Cooking programs	99 (with 3 phases each)

### Change door opening

- End of cycle alarm - Reversing gear
- Door safety switch
- Safety thermostat







**GRILLS**

# GRILL



## GR 1

Reference	10613
External dimensions	(W)330 x (D)430 x (H)260 mm
Electric power	2.000 W
Maximum temperature	250° C
Weight	21 Kg.
Voltage	230 V - 50/60 Hz
Connection	Single phase Schuko
Cast iron cooking surface	255x245 mm.

### GRL-1 (Smooth base cooking surface)

Reference	710621
-----------	--------

- Cast iron cooking surface
- Front grease collector
- Grooved base and top surface
- Adjustable height up the needs
- Hinged cover brake



## GR 3

Reference	10615
External dimensions	(W)440 x (D)430 x (H)260 mm
Electric power	3.300 W
Maximum temperature	250° C
Weight	28 Kg.
Voltage	230 V - 50/60 Hz
Connection	Single phase Schuko
Cast iron cooking surface	360x245

### GRL-3 (Smooth base cooking surface)

Reference	710623
-----------	--------

- Cast iron cooking surface
- Front grease collector
- Grooved base and top surface
- Adjustable height up the needs
- Hinged cover brake






## GR 2

Reference	710614
External dimensions	(W)650 x (D)430 x (H)260 mm
Electric power	4.000 W
Maximum temperature	250° C
Weight	40 Kg.
Voltage	230 V - 50/60 Hz
Connection	Single phase Schuko
Cast iron cooking surface	550x245

### **GRL-2 (Smooth base cooking surface)**

Reference	710622
-----------	--------

- Cast iron cooking surface
- Front grease collector
- Grooved base and top surface
- Adjustable height up the needs
- Hinged cover brake







**TOASTERS**

# TOASTERS



## TTH 3002

Reference	710616
Cooking chamber dimensions	(W)200 x (D)500 x (H)70 mm
External dimensions	(W)750 x (D)420 x (H)250 mm
Electric power	3.000 W
Weight	20 Kg.
Voltage	230 V - 50/60 Hz
Connection	Single phase Schuko

- Adjustable speed
- Independet heating elements regulation
- Removable bottom tray
- Double turning direction



## TTH 4400

Reference	10617
Cooking chamber dimensions	(W)335 x (D)555 x (H)70 mm
External dimensions	(W)1258 x (D)575 x (H)335 mm
Electric power	4.400 W
Weight	35 Kg.
Voltage	230 V - 50/60 Hz
Connection	Single phase Schuko

- Three phase charge
- Adjustable speed - Removable bottom tray
  - Adjustable entry height (Min. 30/ Max. 70)
  - Double turning direction
  - Upper plate warmer tray



# TOASTERS



## TTV 2400

Reference	710618
Cooking chamber dimensions	(W)260 x (D)460 x (H)70 mm
External dimensions	(W)480 x (D)510 x (H)410 mm
Electric power	2.800 W
Weight	20 Kg.
Voltage	230 V - 50/60 Hz
Connection	Single phase Schuko

- Adjustable speed
- Independent heating elements regulation
- Removable bottom tray



## TTV 4000

Reference	710619
Cooking chamber dimensions	(W)360 x (D)570 x (H)70 mm
External dimensions	(W)570 x (D)620 x (H)400 mm
Electric power	4.000 W
Weight	22 Kg.
Voltage	400/230 V - 50/60 Hz
Connection	Single phase Schuko

- Three phase charge
- Adjustable speed
- Independent heating elements regulation
- Removable bottom tray









ST series  
*Bakery*



**COMBINATIONS**




## C 01

	Reference	Dimensiones externas	 Electric power
STF 610	710626	(W)880 x (D)950 x (H)690 mm.	1.400 W
RXD 604 PLUS	710543	(W)820 x (D)800 x (H)560 mm.	6.300 W
RXD 604 PLUS	710543	(W)820 x (F)800 x (H)560 mm.	6.300 W
Hood C 01	710758	(W)880 x (D)850 x (H)260 mm.	100 W
Superposition kit C 01	710799		
<b>Combination C 01</b>	<b>710773</b>	<b>(W)880 x (D)950 x (H)2070 mm.</b>	<b>14.100 W</b>



## C 02

	Reference	Dimensiones externas	 Electric power
STF 610	710626	(W)880 x (D)950 x (H)690 mm.	1.400 W
STB Module	710580	(W)880 x (D)1000 x (H)385 mm.	5.400 W
STB 606 V7	710492	(W)880 x (D)1000 x (H)835 mm.	10.650W
Hood C 02	710705	(W)880 x (D)1100 x (H)330 mm.	250 W
Superposition kit STB module	710632		
<b>Combination C 02</b>	<b>710774</b>	<b>(W)880 x (D)850 x (H)2070 mm.</b>	<b>17.700 W</b>





HOOD SP 642 TRIPLE  
REF. 710761

STZ 433 V5  
REF. 710587

STF 433  
REF. 710769



## C 03

	Referencia	Dimensiones externas	 Electric power
STF 433	710769	(W)1090 x (D)985 x (H)690 mm.	1.400 W
STZ 433 V5	710587	(W)1090 x (D)1060 x (H)390 mm.	5.600 W
STZ 433 V5	710587	(W)1090 x (D)1060 x (H)390 mm.	5.600 W
STZ 433 V5	710587	(W)1090 x (D)1060 x (H)390 mm.	5.600 W
Hood SP 642 TRIPLE	710761	(W)1090 x (D)1270 x (H)330 mm.	250 W
Superposition kit Combination C 03	710793		
<b>Combination C 03</b>	<b>710775</b>	<b>(W)1090 x (D)1270 x (H)2250 mm</b>	<b>18.450 W</b>



## C 04

	Referencia	Dimensiones externas	 Electric power
STF 633	710770	(W)1500 x (D)985 x (H)690 mm	1.400 W
STZ 633 V5	710588	(W)1500 x (D)1060 x (H)390 mm	8.800 W
Trayer 600x400	710779	(W)615 x (D)800 x (H)740 mm	
STB 606 V7	710492	(W)880 x (D)1000 x (H)835 mm	10.650 W
Hood C 04	710759	(W)1500 x (D)1110 x (H)330 mm	250 W
Superposition kit Combination C 04	710795		
<b>Combination C 04</b>	<b>710776</b>	<b>(W)1500 x (D)1110 x (H)2320 mm</b>	<b>21.100 W</b>










# **ACCESSORIES**





<u>TROLLEY</u>	<u>MODEL REFERENCE</u>	<u>DIMENSIONS</u>	<u>COMPATIBLE MODELS</u>	<u>N. GUIDES</u>	<u>PRICE</u>
	<b>TROLLEY 20 GN 1/1</b> <i>Ref. 710403</i>	(W)440 x (D)540 x (H)1700 mm	COMPACT GASTRO	20	
	<b>TROLLEY 20 GN 2/1</b> <i>Ref. 710408</i>	(W)640 x (D)660 x (H)1700 mm	COMPACT GASTRO	20	
	<b>TROLLEY ST20 GN 1/1</b> <i>Ref. 710347</i>	(W)760 x (D)595 x (H)1765 mm	201 ET / 201 V7 T 201 V7 T GAS	20	
	<b>TROLLEY ST20 GN 2/1</b> <i>Ref. 710348</i>	(W)760 x (D)765 x (H)1765 mm	202 V7 T 202 V7 T GAS	20	
	<b>PLATE TROLLEY GN 1/1</b> <i>Ref. 710429</i>	(W)760 x (D)595 x (H)1765 mm	201 ET / 201 V7 T 201 V7 T GAS	60 PLATES	
	<b>PLATE TROLLEY GN 2/1</b> <i>Ref. 710430</i>	(W)760 x (D)765 x (H)1765 mm	202 V7 T 202 V7 T GAS	100 PLATES	



<u>TROLLEY</u>	<u>MODEL REFERENCE</u>	<u>DIMENSIONS</u>	<u>COMPATIBLE MODELS</u>	<u>N. GUIDES</u>	<u>PRICE</u>
	<b>TROLLEY 10B</b> <b>600/400</b> <i>Ref. 710097</i>	(W)515 x (D)620 x (H)1015 mm	603/604/604 PLUS BAKERY PASTRY	10	
	<b>TROLLEY 10B</b> <b>480/340</b> <i>Ref. 710099</i>	(W)455 x (D)500 x (H)1015 mm	424	10	
	<b>TROLLEY 20B</b> <b>480/340</b> <i>Ref. 710098</i>	(W)455 x (D)500 x (H)1860 mm	424	20	
	<b>TROLLEY 20B</b> <b>600/400</b> <i>Ref. 710095</i>	(W)515 x (D)620 x (H)1860 mm	603/604/604 PLUS BAKERY PASTRY	20	
	<b>TROLLEY 20B</b> <b>800/600</b> <i>Ref. 710624</i>	(W)710 x (D)820 x (H)1860 mm	BAKERY	20	
	<b>TROLLEY ST16</b> <b>600/400</b> <i>Ref. 710346</i>	(W)760 x (D)595 x (H)1730 mm	616 E T / 616 V7 T 616 V7 T GAS	16	
	<b>TROLLEY ST18</b> <b>800/600</b> <i>Ref. 710625</i>	(W)760 x (D)895 x (H)1730 mm	18/86 V7 T 18/86 V7 T GAS	18	






**STAINLESS STEEL  
CONTAINER GN 2/3**

REF.	DIMENSION
840H10	H20
840H11	H40
840H12	H65




**STAINLESS STEEL CONTAINER  
PERFORATED GN 2/3**

REF.	DIMENSION
840H19	H20
840H20	H40
840H21	H65



**NON-STICK  
ALUMINIUM FLAT TRAY**

REF.	DIMENSION
810H17	GN 2/3



**NON-STICK ALUMINIUM  
PERFORATED TRAY**

REF.	DIMENSION
810H18	GN 2/3



**BAKING AND ROASTING PAN**

REF.	DIMENSION
840H32	20 cm.



**STAINLESS STEEL  
CONTAINER GN 1/1**

REF.	DIMENSION
840H07	H20
840H08	H40
840H09	H55



**STAINLESS STEEL CONTAINER  
PERFORATED GN 1/1**

REF.	DIMENSION
840H16	H20
840H17	H40
840H18	H55



**STAINLESS STEEL  
CONTAINER GN 2/1**

REF.	DIMENSION
840H04	H20
840H05	H40
840H06	H65



**STAINLESS STEEL CONTAINER  
PERFORATED GN 2/1**


REF.	DIMENSION
840H13	H20
840H14	H40
840H15	H65



**INOX WIRE RACK**


REF.	DIMENSION
840H25	GN 2/1
840H26	GN 1/1






**NON-STICK ALUMINIUM  
FLAT TRAY**

REF.	DIMENSION
810H14	GN 1/1




**NON-STICK ALUMINIUM  
PERFORATED TRAY**

REF.	DIMENSION
810H15	GN 1/1




**RIBS TRAY**

REF.	DIMENSION
840H40	GN 1/1



**FRYING TRAY**

REF.	DIMENSION
840H34	GN 1/1



**CHICKEN ROASTING TRAY**

REF.	DIMENSION
840H39	GN 1/1




**EGG TRAY GN**

REF.	DIMENSION
840H28	GN 1/1



**NON-STICK ALUMINUM TRAY GN D 65 mm.**

REF.	DIMENSION
840H29	GN 1/1



**GRANITE CONTAINER GN D 40 mm**

REF.	DIMENSION
840H36	GN 1/1



**NON-STICK GRILL FLAT TRAY GN 1/1**

REF.	DIMENSION
840H03	GN 1/1



**NON-STICK GRILL GN 1/1**

REF.	DIMENSION
840H37	GN 1/1



**ALUMINUM PIZZA PAN**

REF.	DIMENSION
811H01	250 mm.
811H02	300 mm.
811H03	350 mm.




**PIZZA PAN GRID**

REF.	DIMENSION
811H04	250 mm.
811H05	300 mm.
811H06	350 mm.



**INOX WIRE RACK**

REF.	DIMENSION
840H41	600x400




**WIRE RACK**

REF.	DIMENSION
820H03	430x340
820H01	480x340
820H02	600x400




**ALUMINIUM FLAT TRAY**

REF.	DIMENSION
810H10	430x340
810H06	480x340
810H04	600x400
810H21	800x600



**INOX FLAT TRAY**

REF.	DIMENSION
860H12	340x240
860H07	430x340
860H08	480x340
860H09	600x400




**PERFORATED ALUMINIUM TRAY**

REF.	DIMENSION
810H09	340x240
810H01	430x340
810H02	480x340
810H03	600x400
810H22	800x600




**FRENCH BAGUETTE TRAY**

REF.	DIMENSION
810H05	600x400
810H23	800x600



**NON-STICK ALUMINIUM FLAT TRAY**

REF.	DIMENSION
810H11	600x400
810H19	800x600



**NON-STICK ALUMINIUM PERFORATED TRAY**

REF.	DIMENSION
810H12	600x400
810H20	800x600



## EXTERNAL SHOWER



REF.	SERIE
710310	STC/STG/STB

## AUTOMATIC WASHING



REF.	SERIE
710141	STB
710356	ST 200

## DETERGENT



REF.
5 Kg.: 870H02
10 Kg.: 870H08

## RINSE AID




REF.
5 Kg.: 870H03
10 Kg.: 870H09

## FORNO-LUX SPRAY



REF.
870H12

## OVENS INSTALLATION KIT



REF.	SERIE
710434	STC/STG/STB
710709	TROLLEY OVENS

## HOOD/FUMES CONDENSER INSTALLATION KIT



REF.	SERIE
710671	STC/STG/STB/STZ
710710	STC/STG/STB/STZ DUO

## GAS INSTALLATION KIT



REF.
710442





## WATER FILTER (8000 L)



REF.  
710352

## WATER FILTER CONNECTION



REF.  
710350

## DIGIMETER



REF.  
710090

## M2 INSULATING PANEL



REF.  
710456

## CORE PROBE



Ref.  
VACUUM 710376  
MULTIPOINT 710620

## BAKER MITTS



REF.  
870H01

HOSPITALITY INDUSTRIAL BAKERY  
**Style, Innovation**  
**Reliability & Efficiency**

With the determination and tenacity that characterises the group of individuals known collectively as **FM company** together with the dream of continuous process of growth and expansion Internationally, FM brand has extended its influence deeper into the international market place, covering at present in 58 countries worldwide.

Our success in the International market is also thanks to our presence and collaboration at international trade fairs and in house exhibitions which allows us to introduce our innovations, technological improvements and developments and new designs according to the market trends.

**FM company** participates in some of the most influential and recognised trade fairs all over the world such as the following:



**International Department:**

**Fran Martos (Export Manager)**

📍 Ctra. de Rute, km. 2,700  
 14900 Lucena (Córdoba) Spain

☎ M. +34 650 031 808

✉ [fmartos@fmindustrial.es](mailto:fmartos@fmindustrial.es)

# SPECIFICATIONS





<i>Recipe book with six cooking stages per program.</i>
<i>Multicook / Multilevel - multitray processing scheduled completion.</i>
<i>All on time - simultaneous multitray termination.</i>
<i>HACCP Register with USB Connection.</i>
<i>0-120 minutes manual timer and continuous mode.</i>
<i>Manual control.</i>
<i>Manual control with display.</i>
<i>Touchscreen control.</i>
<i>Double speed fans 50% and 100 %.</i>
<i>Turbine speed adjustable in percentages from 10% to 100%.</i>
<i>Adjustable humidity percentage 0 to 100%.</i>
<i>Humidity adjustable by seconds.</i>
<i>Automatic washing (5 levels) using detergent and rinse aid.</i>
<i>Three cooking modes, dry heat, steam and mixed cooking, convection + steam.</i>
<i>Wifi connection (optional)</i>
<i>Planning.</i>
<i>Sous vide cooking mode</i>
<i>Preset recipe book as default, editable and with images.</i>
<i>Visual and acoustic end-of-cooking alarm.</i>
<i>Core Probe.</i>
<i>Delta T cooking mode</i>
<i>End of cycle alarm.</i>
<i>Three preheating modes.</i>
<i>Programming of temperature, humidity and cooking times.</i>
<i>Programming of the vapour outlet of the cooking chamber.</i>
<i>Direct vaporization by push button.</i>
<ul style="list-style-type: none"><li>● <b>Standard</b></li><li>● <b>Optional on request</b></li><li>○ <b>Not available</b></li></ul>







# NOTES



# NOTES





14900 LUCENA (Córdoba)  
Apdo. de correos 98  
SPAIN

Tel.: (0034) 957 511 101  
e-mail: [fmindustrial@fmindustrial.es](mailto:fmindustrial@fmindustrial.es)

[www.fmindustrial.es](http://www.fmindustrial.es)



## Kontakt



**tel: 22 517 15 75**  
**infolinia: 801 40 50 63**



**Stalgast sp. z o. o.**  
03-736, Plac Konesera 9  
Warsaw



**www.stalgast.com**  
**E-mail:**  
**stalga**st**@stalga**st**.com**

20220716

